

Premium grade timber 3-section folding ladder for use in standard roofs.

CUSTOMER PROFILE:

- Suits customers who will use the ladder regularly and who want a premium style ladder.
- Suits customers who want the best in climbing safety and easy access.
- Timber ladders suit customers who want a “furniture grade ladder” and who prefer to install the ladder in the interior of their home.
- Suitable for applications where young people or people with less mobility will use the ladder.

CUSTOMER BENEFITS:

- Wide, deep treads and gentle 57° ladder angle mean safe, easy climbing.
- Exclusive articulated hatch offers maximum climbing safety.
- **Choice of two opening sizes:**
 - Wide 700mm opening – gives easy everyday access.
 - Super wide 900mm opening – ultimate access for broad shouldered people and larger storage items.
- Hand crafted in Australia from premium Australian hoop pine giving good looks and reliability.
- Double lacquer coated ladder sections gives highest quality appearance.
- Adjustable heavy duty double tension spring, heavy duty hinge and spring assisted ladder sections for finger tip operation.
- Heavy duty 20mm ply veneered solid core hatch for sound and thermal insulation.
- Strong, stable 410kg spread load capacity for long life with everyday use.
- Full length handrail is standard for great climbing stability.
- Metal in-ceiling hand rail and roof space skirt gives more security.
- Rubber feet to protect floor.



TECHNICAL SPECIFICATIONS:

Stairladder Deluxe

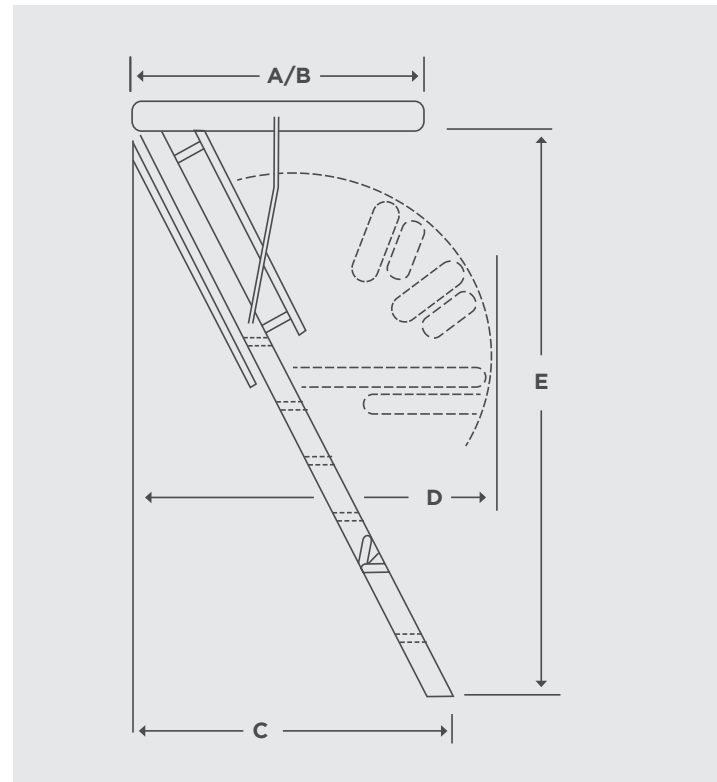
Model	Cut-out Size* (A/B)	Floor-ceiling(E) (No of treads)	Standout (C)	Foldout (D)
M 259	690 x 1195mm	2.6m (11)	1550mm	1700mm
M 270	690 x 1195mm	2.7m (11)	1700mm	1850mm
M 300	690 x 1295mm	3.0m (12)	1850mm	2000mm
M 320	690 x 1440mm	3.2m (12)	1950mm	2100mm
M 350	690 x 1440mm	3.5m (12)	1970mm	2100mm

* Frame size is typically 10mm less than the cut-out dimensions stated above





Model	Cut-out Size* (A/B)	Floor-ceiling(E) (No of treads)	Standout (C)	Foldout (D)
M 259WS	900 x 1195mm	2.6m (11)	1550mm	1700mm
M 270WS	900 x 1195mm	2.7m (11)	1700mm	1850mm
M 300WS	900 x 1295mm	3.0m (12)	1850mm	2000mm
M 320WS	900 x 1440mm	3.2m (12)	1950mm	2100mm
M 350WS	900 x 1440mm	3.5m (12)	1970mm	2100mm

Dimensions

	Tread	Stile	Packed	Casing
Depth	107mm	84mm	1200-1450mm	1195-1440mm
Thickness	19mm	19mm	460mm	200 x 19mm
Width	380mm	-	700/900mm	675/875mm
Weight	44-49 kg			
Load capacity	410 kg spread load			



OPTIONAL EXTRAS

Accessory	Application
Turbine ventilator	Quality Edmonds "Windmaster" turbine ventilators ventilates and controls temperature and moisture 
Turbo beam turbine ventilator	"Turbo Beam" clear turbine ventilator. Keeps your Attic cooler in summer and gives light all year round 
Balustrade	Added security of a rail around your ceiling opening 
Ceiling hand rail	Standard on Stair Ladder models 
Special order finish	Choice of Walnut, Jarrah, Cypress or Brush box stain finish to suit your décor (allow 3 weeks to installation)
Super wide opening	Increases ceiling opening size to 880mm
TRI lock	Locks from below to limit access from above or below

Ask about our dust proof room package deals.

SYDNEY Heritage Business Park 1/5-9 Ricketty Street, Mascot NSW 2020 | P: 02 9018 0000 | E: syd@atticgroup.com.au

MELBOURNE 1269 North Road, Oakleigh VIC 3166 | P: 03 9575 3700 | E: melb@atticgroup.com.au

ADELAIDE 671 Marion Road, Ascot Park SA 5043 | P: 08 8177 0054 | E: adel@atticgroup.com.au

FEATURES:

- Superior fine-grained plantation grown Australian Hoop Pine timber.
- Side rails morticed, step treads grooved, glued and screwed. All ladder sections lacquered.
- Solid ply veneered core ceiling panel with latch.
- Plated glove-type hinges link step sections.
- Plated adjustable balance springs.
- Heavy duty plated hardware.
- Side assist springs on ladder sections.
- Generous sized ceiling openings.
- Solid core MDF veneered external box frame.
- Full length safety handrail and metal in ceiling handrail.
- Comes completely assembled.
- Suitable for DIY by general handy person or professional installation by Attic Ladders.